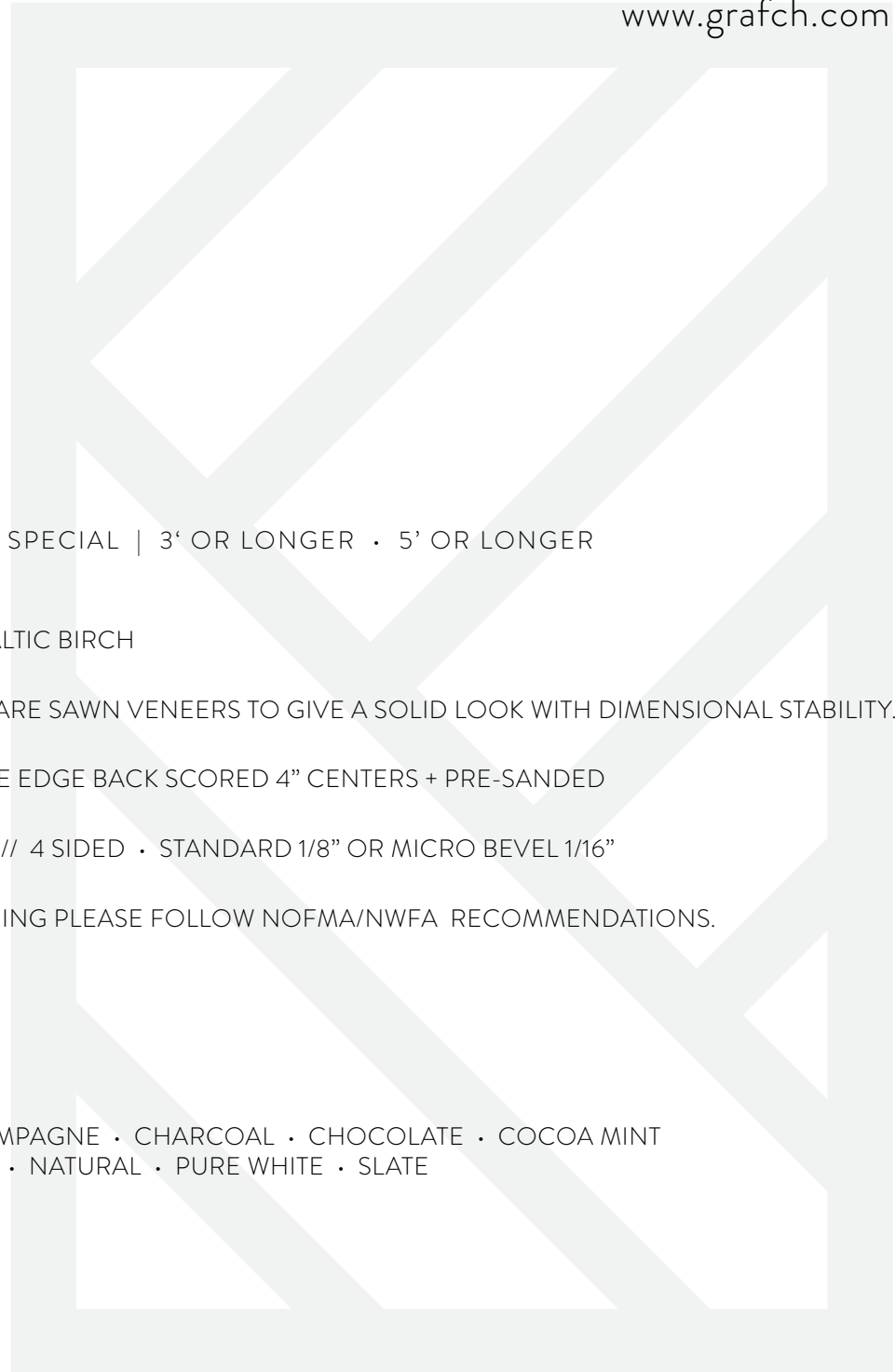




SPEC SHEET PREFINISH

SPECIES	5" WHITE OAK
GRADES	SELECT/BETTER
GRAIN PATTERNS	RIFT + QUARTERED
LENGTH	STANDARD 2-10' • APPROXIMATELY 4' // SPECIAL 3' OR LONGER • 5' OR LONGER CAN BE ORDERED UP TO 12'
THICKNESS	STANDARD 5/8" • 4MM WEAR LAYER • 9 PLY BALTIC BIRCH
WEAR SURFACE	STANDARD 5/32" OR 4MM • ALL WEAR LAYERS ARE SAWN VENEERS TO GIVE A SOLID LOOK WITH DIMENSIONAL STABILITY.
MACHINING	TONGUE + GROOVE AND END MATCHED, SQUARE EDGE BACK SCORED 4" CENTERS + PRE-SANDED
BEVEL	2 SIDED • STANDARD 1/8" OR MICRO BEVEL 1/16" // 4 SIDED • STANDARD 1/8" OR MICRO BEVEL 1/16"
INSTALLATION	CAN BE NAILED, STAPLED, OR GLUED. WHEN GLUING PLEASE FOLLOW NOFMA/NWFA RECOMMENDATIONS. CAN BE INSTALLED ABOVE OR BELOW GRADE.
FINISH	10 SHEEN • 30 SHEEN BONA UV CURED HIGH DURABILITY FINISH.
COLORS	ANTIQUÉ WHITE • ARCTIC WHITE • CAFE • CHAMPAGNE • CHARCOAL • CHOCOLATE • COCOA MINT ESPRESSO • GENUINE • METAL GREY • MOCHA • NATURAL • PURE WHITE • SLATE





CHARCOAL




COCOA MINT



SLATE




ESPRESSO




CHOCOLATE



METAL GREY




MOCHA



NATURAL



CAFE




CHAMPAGNE



GENUINE



ANTIQUE WHITE



PURE WHITE



ARCTIC WHITE