



SPEC SHEET ENGINEERED

<b>SPECIES</b>	WHITE OAK   RED OAK   HICKORY   WALNUT
<b>GRADES</b>	CHARACTER   SELECT/BETTER   CLEAR
<b>GRAIN PATTERNS</b>	RIFT + QUARTERED   RIFT ONLY   QUARTERED ONLY   PLAIN SAWN
<b>SURFACE</b>	UNFINISHED   PREFINISHED
<b>LENGTH</b>	STANDARD   2-10' • APPROXIMATELY 4' // SPECIAL   4-10' • CAN BE ORDERED UP TO 12'
<b>THICKNESS</b>	STANDARD   5/8" • 4MM WEAR LAYER • 10MM <b>GRAF CORE™</b> SOLID HARDWOOD • 2MM VENEER BACKING SPECIAL   3/4" • 4MM WEAR LAYER • 13MM SOLID POPLAR <b>GRAF CORE™</b> SOLID HARDWOOD • 2MM VENEER BACKING 3/4" • 6MM WEAR LAYER • 10MM SOLID POPLAR <b>GRAF CORE™</b> SOLID HARDWOOD • 2MM VENEER BACKING
<b>WEAR SURFACE</b>	
<b>MACHINING</b>	STANDARD   5/32" OR 4MM • PRE-SANDED WHEN IT LEAVES THE MILL, WILL STILL NEED SANDED ON SITE.
<b>BEVEL</b>	TONGUE + GROOVE AND END MATCHED, SQUARE EDGE BACK SCORED 4" CENTERS + PRE-SANDED
<b>INSTALLATION</b>	2 SIDED • STANDARD 1/8" OR MICRO BEVEL 1/16" // 4 SIDED • STANDARD 1/8" OR MICRO BEVEL 1/16"

CAN BE NAILED, STAPLED, OR GLUED. WHEN GLUING PLEASE FOLLOW NOFMA/NWFA RECOMMENDATIONS.

INDIVIDUAL SPECIFICATIONS

<b>RED OAK</b>	5-8"   SELECT/BETTER • P/S // CHARACTER   P/S
<b>WHITE OAK</b>	4-8"   SELECT/BETTER • R/Q • RIFT • QTD • P/S // CHARACTER   R/Q OR P/S
<b>WALNUT</b>	5-8"   SELECT/BETTER • P/S // CHARACTER   P/S
<b>NOTE</b>	STOCK ITEMS WILL BE NESTED + BOXED FOR SHIPPING PROTECTION.



SPEC SHEET ENGINEERED

**GRADE SPECIFICATIONS**

**SELECT + BETTER** · MOSTLY HEARTWOOD WITH A MINIMUM NUMBER OF CHARACTER MARKS + DISCOLORATION THAT PROVIDES A UNIFORM APPEARANCE WHILE ALLOWING FOR NATURAL COLOR VARIATIONS IN THE HEARTWOOD. | AVERAGE LENGTH 3.25'

**CHARACTER** · CONTAINS SELECT, 1 COMMON, 2 COMMON | NESTED NOMINAL LENGTH 2'+ | AVERAGE LENGTH 4'

**BUNDLE GUIDELINES**

5/8" ENGINEERED | 11' LONG // BUNDLE SIZE • 2-10'

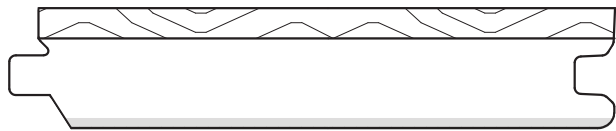
WIDTH	SQ FT PER BOX	SQ FT PER PALLET	BOXES PER PALLET
2¼	22	880	40
3	19.5	936	48
4	26	1040	40
5	33	1056	32
6	19.5	936	48
7	23	920	40
8	26	1040	40

3/4" ENGINEERED | 11' LONG // BUNDLE SIZE • 2-10'

WIDTH	SQ FT PER BOX	SQ FT PER PALLET	BOXES PER PALLET
2¼	16	768	48
3	14.5	696	48
4	19.5	780	40
5	24.5	784	32
6	14.5	696	48
7	17	680	40
8	19.5	780	40

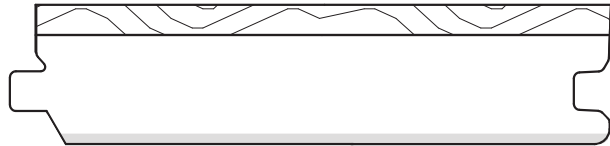
THICKNESS OPTIONS

ENGINEERED 5/8"



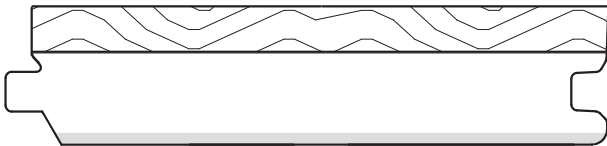
4MM WEAR LAYER  
10MM **GRAF CORE™** SOLID HARDWOOD  
2MM VENEER BACKING

ENGINEERED 3/4"



4MM WEAR LAYER  
13MM **GRAF CORE™** SOLID HARDWOOD  
2MM VENEER BACKING

ENGINEERED 3/4"



6MM WEAR LAYER  
10MM **GRAF CORE™** SOLID HARDWOOD  
2MM VENEER BACKING